

spega[®]

Instruction for Use

021198/11/05

ombra W7-C

order no. 410 207



Contents

1	Model	2
2	Range of Application.....	3
3	Function	3
4	Installation.....	4
5	Maintenance	5
6	Pin Connection.....	5
7	Technical Data	6

1 Model

Order-No.	Wind	Precipitation	Brightness	Twilight	Temperature	Air Humidity
410207	X	X	X	X	X	X

2 Range of Application

The **ombra W7-C** is designed to measure meteorological parameters. For further processing they are available as standard signals, e.g. for the connection to bus systems (LON) usual in the trade.

The sensor is applied in the fields of technical building equipment, control technology, green house technology, or for further processing of the acquired data to recording- and indicating instruments.

The following parameters can be measured with the **ombra W7-C** :

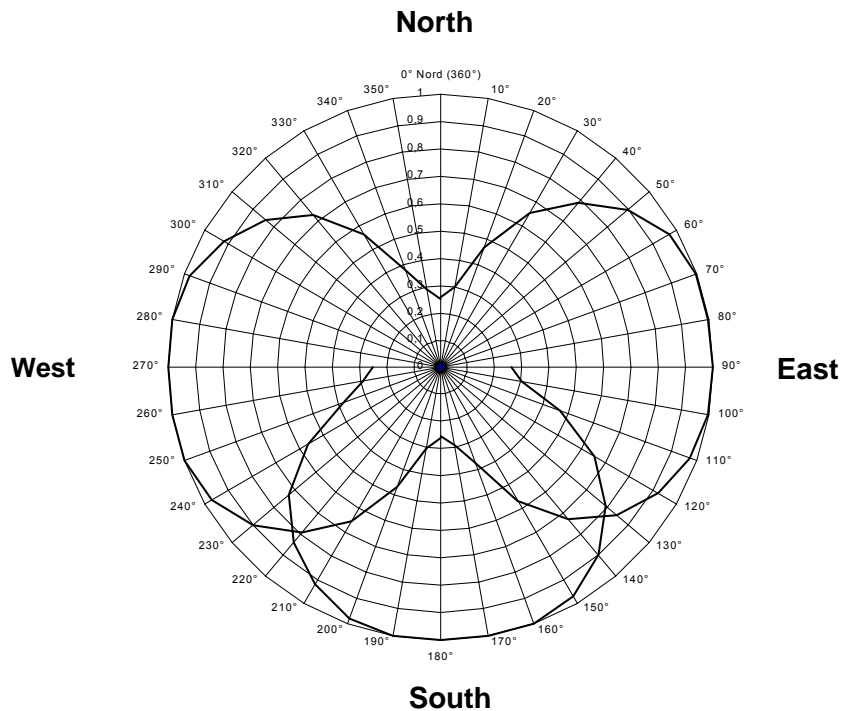
Wind speed, precipitation (yes/no), brightness in Eastern, Southern and Western direction, twilight, temperature and relative air humidity.

A fixing clip serves for the mounting on masts or plane surfaces – depending on the range of application.

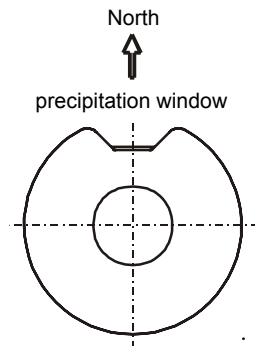
3 Function

Wind Speed	A cup star, the revolution number of which is linear-proportional to the wind speed, supplies a frequency, through a Reed-contact, to a connected frequency-voltage-converter. This frequency is proportional to the revolution number.
Precipitation - Detection	The detection is carried out optically acc. to the reflection-method with modulated infrared-light. The analysis is done after a phase-sensitive filtering so that disturbances, caused by static or dynamic outside light-sources, such as sunlight or electric illumination, can definitely be avoided.
Brightness Detection	The brightness is detected by means of three independent photo-diodes, which are arranged in 90°-segments, and are available through current/voltage-converters at three independent outputs as voltages which are linear-dependent from the brightness.
Twilight	The twilight is detected by a photodiode. A converter transforms the signal into an output voltage which is linear to the twilight range.
Temperature Measurement	The temperature sensor is a platinum-sensor Pt 100 of long-term stability. A current source with negative internal resistance eliminates the square part of the Pt 100-characteristic in order to achieve an excellent linearity and measurement accuracy.
Humidity Measurement	The measurement is carried out through a capacitive humidity sensor, which changes its capacity in accordance with the relative air humidity. An analysing circuit converts the capacity changes of the sensor into an analogue output signal and, at the same time, compensates the non-linearity and temperature-dependency of the sensor.

Horizontal direction depending of the brightness

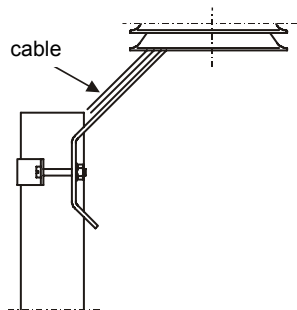


4 Installation



Alignment of Sensor

The sensor is to be aligned by means of a compass so that the precipitation window points north. Thus the brightness sensors detect clearly the irradiation range of the sun course, and their assignment according to direction is guaranteed.



Mounting

The sensor is designed for mounting on a mast tube (\varnothing 35 ... 50 mm). This way of mounting facilitates the above-mentioned alignment of the sensor without problems. Please take care that the sunshine reaches the sensor all-day without shadow. The mounting near buildings or trees can affect the measuring value in a negative manner.

In case of wall mounting please care for a distance to the wall of at least 0,5 m, so that the function of the precipitation-/brightness sensors is not interfered.

5 Maintenance

Please take care that the lamella of the **ombra W7-C** are always kept clean, so that the radiation reflection is guaranteed, and a warming-up inside the instrument is avoided. Moreover, the area of the brightness- and precipitation sensors (the dark part of the instrument) should possibly be free of dust so that the measuring values are not affected in a negative manner. A layer of dirt as a result of atmospheric pollution is usually washed off by the precipitation.

The cup star must rotate already at a low starting velocity in order to guarantee an accurate wind speed measurement. This can be checked visually with slight wind flow. In case the cup star seems not to start or to start only with higher wind speeds, please contact the manufacturer for maintenance.

6 Pin Connection

Order-No.	Core - No. cable 12 x 0,14 mm ²												
	1	2	3	4	5	6	7	8	9	10	11	12	
	~	~	+	AGND	+	+	+	+	+	+	+	AGND	
410 207	Supply 15 – 24 V AC or 15 – 28 V DC		P	AGND	B (West)	B (Süd)	B (Ost)	W	T	H	Tw	AGND	Grounding gny/e
	Reserve												
	Protection												
	Current load												

P	= Precipitation	0 / 10 V	= Rain yes / no
B	= Brightness	0 - 10 V	= 0 - 100 k Lux
Tw	= Twilight	0 – 10 V	= 0 – 250 Lux
W	= Wind Speed	0 - 10 V	= 0 - 40 m/s
H	= Humidity	0 - 10 V	= 0 - 100 % rel. F.
T	= Temperature	0 - 10 V	= -20 - +60 °C
AGND	= Analog GrouND		
NC	= not connected		

Remark:

The indication of cores is always the same with all models of the **ombra W7-C**, however, the connection depends on the instrument model, see „Pin Connection“.

7 Technical Data

Wind Speed	Meas. range	1... 40 m/s
	Accuracy	≤ 0,5 m/s
	Electr. output	0 ... 10 V (= 0..40 m/s)
	Load resistance	≥ 10 kΩ
Precipitation - Detection	Meas. range	Precipitation yes / no
	Electr.. output	0 V at precipitation; 10 V no precipitation
	Sensitivity	Drizzle
	Switch-off delay	approx. 2 min.
	Load resistance	≥ 100 kΩ
Brightness Detection	Meas. range	0 ... 100 k Lux
	Spectral range	700 ... 1050 nm
	Accuracy	± 10 % of meas. value
	Electr. output	3 x 0 ... 10 V (= 0..100 K Lux) Eastern, Southern and Western Direction
	Load resistance	≥ 10 kΩ
Twilight	Meas. Range	0 ... 250 Lux
	Electr. output	0 ... 10 V
	Load resistance	≥ 10 kΩ
Temperature	Meas. Range	- 20 ... + 60 °C
	Meas. element	Pt100 1/3 DIN
	Accuracy	± 0,15 °C bei 0 °C
	Electr. output	0 ... 10 V (= -20..+60°C)
	Load resistance	≥ 10 kΩ
Humidity	Meas. Range	0 ... 100 % rel. humidity
	Accuracy	± 3 % in the range 10 ... 90 % rel.h.
	Electr. output	0 ... 10 V (= 0...100% r. F.)
	Load resistance	≥ 10 kΩ
General	Operating Voltage	15 - 24 V AC ; or 15 – 28 V DC
	Current load	≤ 150 mA
	Temperature range	- 40 °C... + 60 °C
	Connecting cable	10 m long ; LiYCY 12 x 0,14, mm ² UV-resistant max. 100 m at supply with nominal 24 V
	Mounting	Niro-holder clamp on mast or wall
	Weight	max. 1,5 kg
	EMV	EN 61326-1 with ENV61000-4-3
	Dimensions	410 207

spelsberg gebäudeautomation gmbh+co.kg

Zechenstraße 70

47443 Moers, Germany

Fon +49 (2841) 88049-0

Fax +49 (2841) 88049-49

<http://www.spega.com> email: info@spega.com

Technical alteration reserved